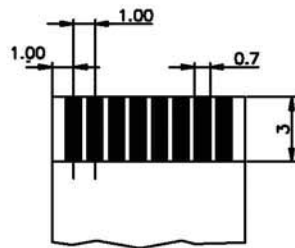


PC BOARD LAYOUT  
TOP VIEW PCB T=1.6mm

PIN	LENGTH	L
3 - 8		4.0mm
9 - 36		10.00mm



FFC/FPC DIMENSION  
THICKNESS 0.26~0.32mm  
TOLERANCE: 0.05mm

NOTES

1.MATERIAL: NYLON UL94V-0  
CONTACT: PHOSPHOR BRONZE

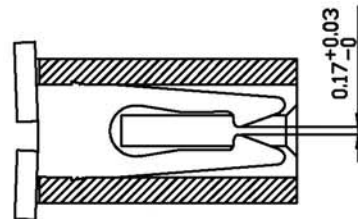
2.PLATING:  
G: TIN 100U" MIN  
OVER NICKEL 40U".

3.PACKING: TUBE

4.DIM A=1mm\*(CKT-1)  
DIM B=DIM A+2.1mm  
DIM C=DIM A+4mm

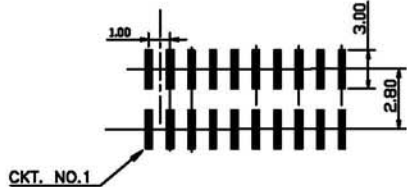
5.PART NO: 5430 - Sxx1 - SGx  
Series No.

CKT: 3 to 36  
1: TOP ENTRY  
TWIN SOLDER TAIL  
Packing  
T: TUBE  
R: REEL



Q-Q SECTION

CKT	DIM A	DIM B	DIM C
03	2.00	4.10	6.00
04	3.00	5.10	7.00
05	4.00	6.10	8.00
06	5.00	7.10	9.00
07	6.00	8.10	10.00
08	7.00	9.10	11.00
09	8.00	10.10	12.00
10	9.00	11.10	13.00
11	10.00	12.10	14.00
12	11.00	13.10	15.00
13	12.00	14.10	16.00
14	13.00	15.10	17.00
15	14.00	16.10	18.00
16	15.00	17.10	19.00
17	16.00	18.10	20.00
18	17.00	19.10	21.00
19	18.00	20.10	22.00
20	19.00	21.10	23.00
21	20.00	22.10	24.00
22	21.00	23.10	25.00
23	22.00	24.10	26.00
24	23.00	25.10	27.00
25	24.00	26.10	28.00
26	25.00	27.10	29.00
27	26.00	28.10	30.00
28	27.00	29.10	31.00
29	28.00	30.10	32.00
30	29.00	31.10	33.00
31	30.00	32.10	34.00
32	31.00	33.10	35.00
33	32.00	34.10	36.00
34	33.00	35.10	37.00
35	34.00	36.10	38.00
36	35.00	37.10	39.00



PC BOARD LAYOUT

		CUSTOMER Drawing		 UNIT: mm Sheet: 1 OF 1		 易昕企業有限公司 LEAMAX ENTERPRISE CO., LTD.	
		GENERAL TOLERANCES ANGLE: ± 2° DIM: 0.0 ± 0.25 0.00 ± 0.13 0.000 ± 0.08		PN. 5430-Sxx1-SGx		DWG NO. 5430-S01 REV A1	
A1	RELEASE	28-10-11	APP Chen 13-09-18	CHK Huang 13-09-18	TITLE: FPC/FPC CONNECTOR NON ZIF FOR SMT 1.00mm		
Revise only Cad System			DWG Chen 28-10-11	SCALE 1:3			