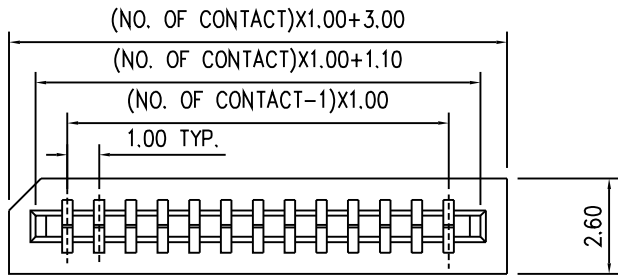


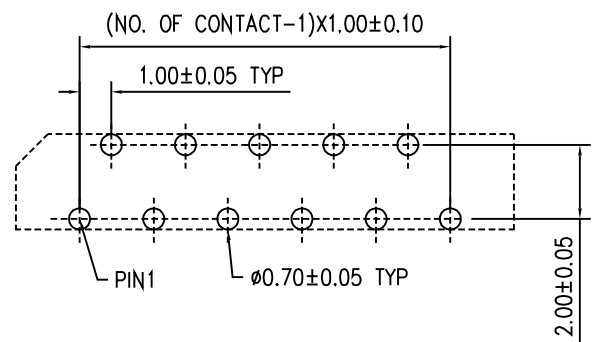
1 2 3 4 5 6 7

A



A

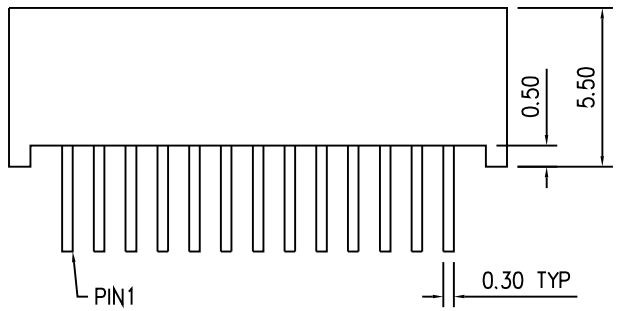
B



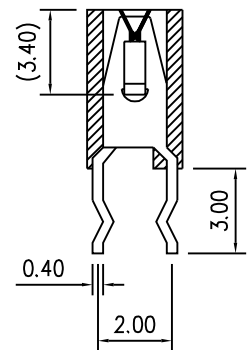
B

RECOMMENDED SPECIAL PCB LAYOUT

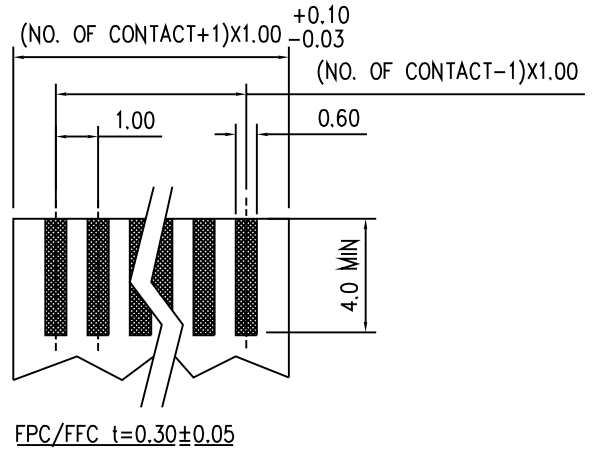
C



C



D



D

E

NOTH:
 1.TOP ENTRY
 2.SPECIAL PCB LAYOUT
 3.PART NO:T02-X100-1XX0



易昕企業有限公司
 LEAMAX ENTERPRISE CO., LED.

PROJ		SCALE : F DO NOT SCALE DWG	MOLD NO	5431	
APP			MODEL	FILE NO	REV.
CHK	CCJ	90.08.20	1.0mm	Non ZIF for FPC/FFC 180°	X1
DGN	AMY	90.08.20	UNIT	SHT 1 OF 1	SIZE
DRW	SHIEH	90.08.20	MM		A4

E

1 2 3 4 5 6 7