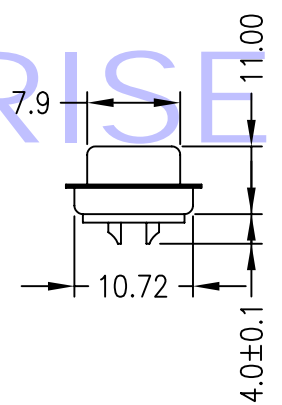
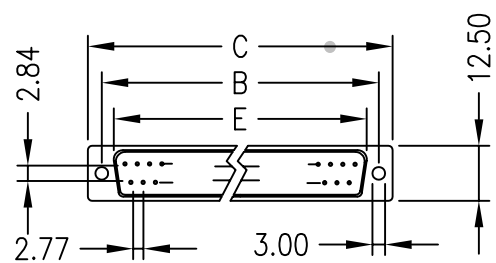
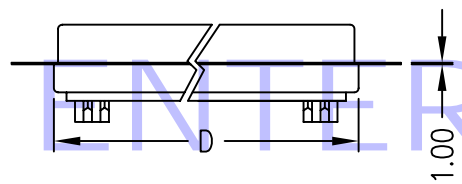
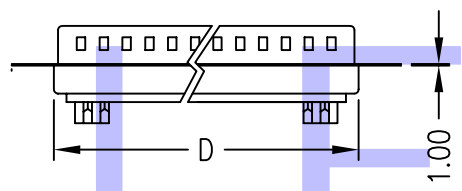
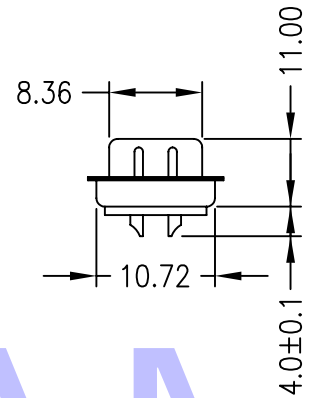
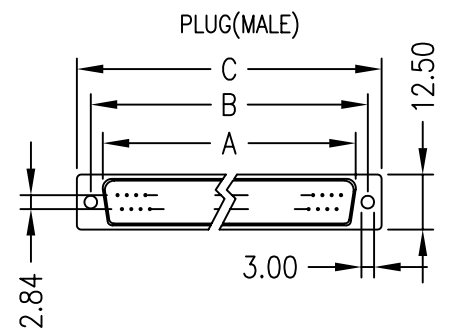
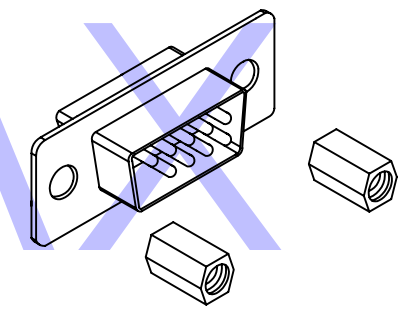


1 2 3 4 5 6 7

A  
B  
C  
D  
E



Positions	A ±0.25 (0.010)	B ±0.13 (0.005)	C ±0.38 (0.015)	D ±0.25 (0.010)	E ±0.25 (0.010)
09	16.92 0.666	24.99 0.984	30.81 1.213	19.28 0.759	16.33 0.643
15	25.25 0.994	33.32 1.312	39.14 1.541	27.65 1.089	24.66 0.971
19	30.60 1.205	38.86 1.530	44.85 1.766	32.86 1.294	30.07 1.184
23	36.00 1.417	44.28 1.743	50.27 1.979	38.38 1.511	35.54 1.399
25	38.96 1.534	47.04 1.852	53.04 2.088	41.30 1.626	38.38 1.511
37	55.42 2.182	63.50 2.500	69.32 2.729	57.44 2.261	54.84 2.159



SPECIFICATIONS

Insulator :PBT+30% glass fiber , UL 94V-0  
 Contact : Brass or Phosphor bronze  
 Current rating (Max) : 5 amp AC / DC  
 Withstanding voltage : 1000 VAC  
 Insulation resistance (Min.):1000M Ω  
 Contact resistance (Max):30M Ω  
 Operating temperature : -55°C~+105°C

易昕企業有限公司 LEAMAX ENTERPRISE CO., LTD.				
PROJ		SCALE : F DO NOT SCALE DWG	MOLD NO	3220
APP		92.11.17	MODEL	FILE NO
CHK	CCJ	89.10.25		CODE6
DGN	WU	89.10.25	UNIT	REV.
DRW	SHIEH	89.10.25	MM	X1
			SHT 1 OF 1	SIZE
				A4

1 2 3 4 5 6 7