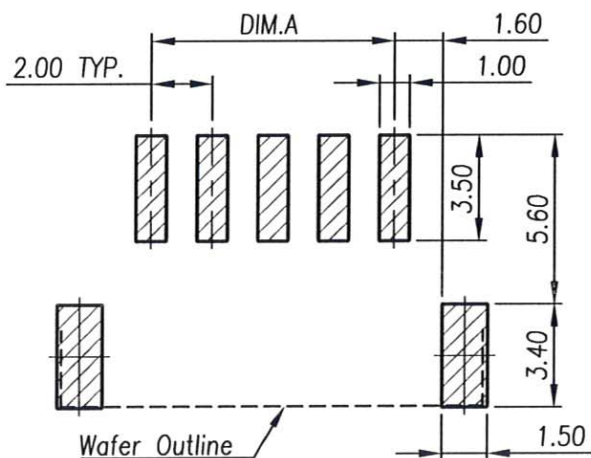
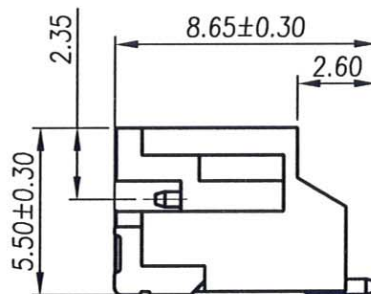
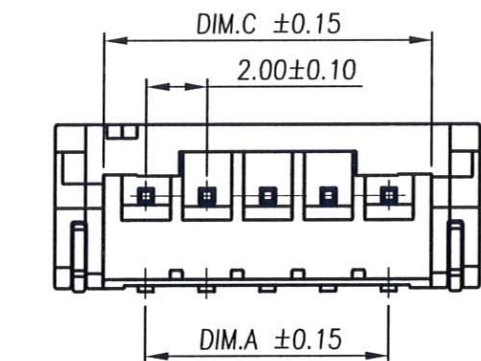


PIN	DIM.A	DIM.B	DIM.C	PIN	DIM.A	DIM.B	DIM.C
02	2.00	8.00	4.80	10	18.00	24.00	20.80
03	4.00	10.00	6.80	11	20.00	26.00	22.80
04	6.00	12.00	8.80	12	22.00	28.00	24.80
05	8.00	14.00	10.80	13	24.00	30.00	26.80
06	10.00	16.00	12.80	14	26.00	32.00	28.80
07	12.00	18.00	14.80	15	28.00	34.00	30.80
08	14.00	20.00	16.80	16	30.00	36.00	32.80
09	16.00	22.00	18.80				



RECOMMENDED PCB LAYOUT
TOLERANCE ±0.05

REV	MODIFICATION	DATE	DRAW
A0	Release To ECN20110307	15-03-11	Seven
A1	Release To ECN20110505	13-05-11	Seven
A2	Release To ECN20130304	20-03-13	Seven

RoHS Compliant

Specification

- 1.Current Rating:2A
- 2.Voltage Rating:100V AC/DC
- 3.Contact Resistance:20mΩ Max.
- 4.Insulation Resistance:1000MΩ Min.
- 5.Dielectric Withstanding Voltage:800 VAC/Minute
- 6.Operating Temperature:-25°C~85°C

Material:

- 1.Housing:High Temperature Thermoplastic UL94V-0
- 2.Contact Pin:Copper Alloy SQ Pin=0.50mm
- 3.Tab:Copper Alloy

Finish:

- 1.Housing:HTN UL94V-0 Natural/None Halogen Free
- 2.Contact Pin:Bright Tin Plated Over Nickel
- 3.Tab:Bright Tin Over Nickel

PART NO.: 4 3 2 0 - S x x R x E

No Of Contacts
02~16

Packing U: TUBE R: T/R E:RoHS



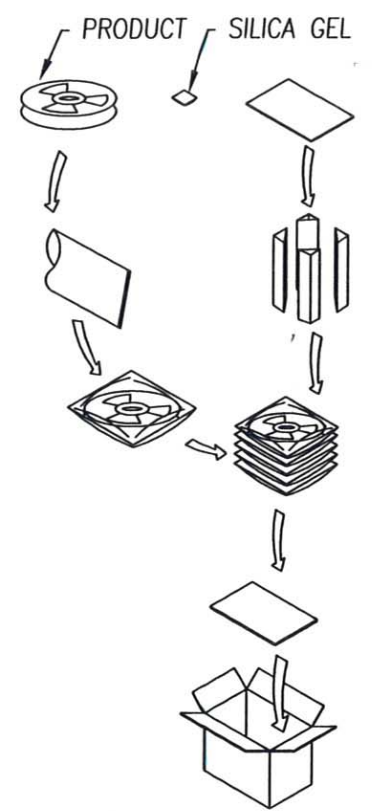
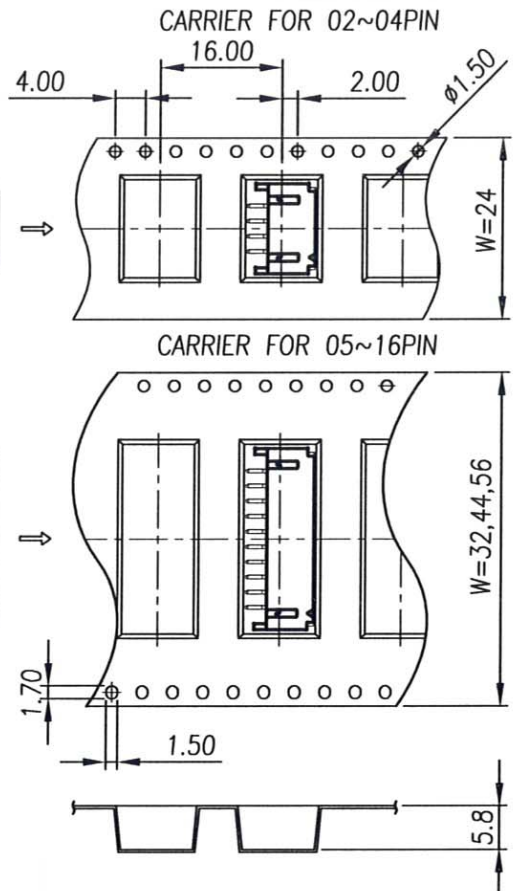
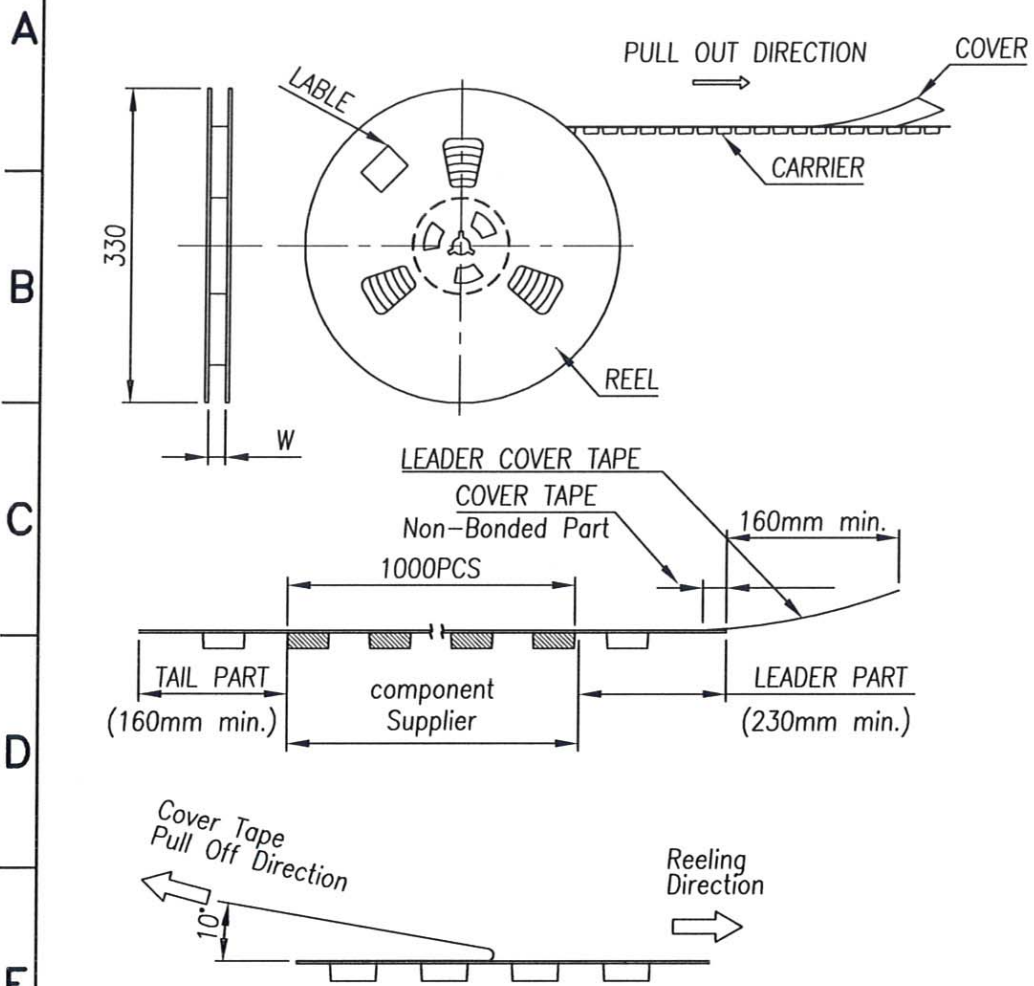
易昕企業有限公司
LEAMAX ENTERPRISE CO.,LTD.

TOLERANCE UNLESS OTHERWISE SPECIFIED		PROJ.	TITLE: Wire To Board Wafer 2.0mm 90° SMT			
.x± 0.35	x.*± 2'	APP James 05-07-16	DWG NO. 4320-S01			
.xx± 0.25	.x.*± 1'	CHK Huang 02-09-13	UNITS: mm	PN: 4320-SxxxRxExE		
.xxx± 0.15	.xx.*± 0.5'	DRA Seven 20-03-13	SIZE: A4	SCALE 4:1	SHEET 1 / 2	REV A2 V

RoHS Compliant



REV	MODIFICATION	DATE	DRAW
A0	Release To ECN20110307	15-03-11	Seven
A1	Release To ECN20110505	13-05-11	Seven
A2	Release To ECN20130304	20-03-13	Seven



PIN NO.	W ±0.30	PCS / REEL
02 ~ 04	24	1000
05 ~ 07	32	
08 ~ 14	44	
15 ~ 16	56	

NOTES:
 1. Material: PS
 2. PART NO. : 4 3 2 0 - S x x R R E

易昕企業有限公司
LEAMAX ENTERPRISE CO.,LTD.

TOLERANCE UNLESS OTHERWISE SPECIFIED		PROJ. TITLE: Wire To Board Wafer 2.0mm 90° SMT
.x± 0.35	x.*± 2'	APP James 05-07-16
.xx± 0.25	.x.*± 1'	CHK Huang 02-09-13
.xxx± 0.15	.xx.*± 0.5'	DRA Seven 20-03-13
		DWG NO. 4320-S01
		UNITS: mm
		PN: 4320-SxxxRxE
		SCALE 4:1
		SHEET 2 / 2
		REV A2
		V